











APPARATUS GROUPS (FINAL)

RK	NAME	NAT	5 HOOPS						
			TOT	D1	D2	D	A	E	PEN
1	ITALY	 ITA	28,300	8,900	9,500	9,200	9,600	9,500	
2	BELARUS	 BLR	27,900	8,700	9,300	9,000	9,500	9,400	
3	BULGARIA	 BUL	26,750	8,500	8,600	8,550	9,200	9,200	0,200
4	ISRAEL	 ISR	26,650	8,400	8,900	8,650	9,000	9,000	
5	GERMANY	 GER	26,475	8,150	9,100	8,625	8,850	9,000	
6	GREECE	 GRE	25,775	8,200	8,350	8,275	8,800	8,700	
7	HUNGARY	 HUN	24,825	7,600	8,450	8,025	8,500	8,300	
8	CHINA	 CHN	24,450	7,100	8,000	7,550	8,600	8,500	0,200