



## APPARATUS GROUPS




RK	NAME	NAT	5 HOOPS						
			TOT	D1	D2	D	A	E	PEN
1	ITALY	ITA	27,950	8,800	9,500	9,150	9,550	9,250	
2	BELARUS	BLR	27,750	8,600	9,400	9,000	9,500	9,250	
3	ISRAEL	ISR	25,925	8,250	9,000	8,625	8,850	8,450	
4	GERMANY	GER	25,775	7,750	9,100	8,425	8,850	8,500	
5	BULGARIA	BUL	25,700	7,800	8,700	8,250	8,750	8,700	
6	HUNGARY	HUN	25,275	7,700	8,450	8,075	8,600	8,600	
7	GREECE	GRE	25,000	7,900	8,300	8,100	8,500	8,400	
8	CHINA	CHN	24,650	6,800	8,100	7,450	8,400	8,800	
9	FRANCE	FRA	24,500	7,400	8,600	8,000	8,550	7,950	
10	CANADA	CAN	23,900	7,500	8,100	7,800	8,200	7,900	
11	AUSTRIA	AUT	23,075	6,150	8,200	7,175	8,200	7,700	
12	POLAND	POL	23,050	6,700	7,600	7,150	8,400	7,500	
13	SWITZERLAND	SUI	22,900	6,100	8,400	7,250	8,400	7,650	0,400
14	FINLAND	FIN	22,850	6,200	7,100	6,650	8,350	7,850	
15	JAPAN	JPN	22,200	6,500	8,300	7,400	8,300	7,300	0,800
16	KAZAKHSTAN	KAZ	22,100	5,950	7,650	6,800	7,950	7,350	
17	UKRAINE	UKR	22,000	6,800	7,700	7,250	7,900	7,500	0,650
18	NEW ZEALAND	NZL	21,375	6,350	7,500	6,925	7,900	6,750	0,200

# FIG World Cup Series 2010

Adriatic Arena - Pesaro (Italy) - 27.08 - 29.08.2010



## APPARATUS GROUPS

RK NAME	NAT	5 HOOPS						
		TOT	D1	D2	D	A	E	PEN
19 UZBEKISTAN	 UZB	21,325	6,500	7,050	6,775	8,250	6,950	0,650
20 AUSTRALIA	 AUS	21,175	4,300	7,050	5,675	7,950	7,550	
21 KOREA	 KOR	20,975	6,000	7,250	6,625	7,800	6,750	0,200