

BREMEN (GER) - 16th - 18th April 2010

**TEAM DETAILED INTERMEDIATE RESULTS AFTER DAY 1
JUNIORS TEAMS COMPETITIONS AND QUALIFICATION FOR COMPETITION 3**

FRI 16 APR 2010 - 12:00

Rank	NOC Name					Total	Ind. Rank
1	BLR - Belarus						
	LESHCHYK Nataliya		26.025			26.025	(4)
	CHAROPA Arina	25.500				25.500	(6)
	Total	25.500 (2)	26.025 (1)			51.525	
2	RUS - Russia						
	MERKULOVA Alexandra	26.100				26.100	(3)
	TKACHENKO Valeria		24.850			24.850	(8)
	Total	26.100 (1)	24.850 (3)			50.950	
3	GER - Germany						
	BEREZKO-MARGGRANDER		25.500			25.500	(5)
	JUNG Laura	23.900				23.900	(15)
	Total	23.900 (8)	25.500 (2)			49.400	
4	UKR - Ukraine						
	SHYNKARENKO V.	25.175				25.175	(7)
	GOMON Yevgeniya		23.700			23.700	(18)
	Total	25.175 (3)	23.700 (7)			48.875	
5	AZE - Azerbaijan						
	MUSTAFAYEVA Aysha	24.100				24.100	(14)
	YUSIFOVA Lala		24.550			24.550	(11)
	Total	24.100 (7)	24.550 (4)			48.650	
6	BUL - Bulgaria						
	KISSE Anastasiya	24.750				24.750	(9)
	BOTSEVA Dilyana		23.850			23.850	(16)
	Total	24.750 (4)	23.850 (6)			48.600	
7	ITA - Italy						
	DI BATTISTA Chiara	24.250				24.250	(13)
	PALA Giulia		23.450			23.450	(20)
	Total	24.250 (6)	23.450 (9)			47.700	
8	ESP - Spain						
	ONOPKO ONOPKO E.		24.300			24.300	(12)
	POZO CHAMORRO Andrea	22.850				22.850	(29)
	Total	22.850 (11)	24.300 (5)			47.150	

BREMEN (GER) - 16th - 18th April 2010

**TEAM DETAILED INTERMEDIATE RESULTS AFTER DAY 1
JUNIORS TEAMS COMPETITIONS AND QUALIFICATION FOR COMPETITION 3**

FRI 16 APR 2010 - 12:00

Rank	NOC Name					Total	Ind. Rank
9	ISR - Israel						
	VEINBERG FILANOVSKY	24.700				24.700	(10)
	NEHMI Grace		22.375			22.375	(36)
	Total	24.700 (5)	22.375 (18)			47.075	
10	POL - Poland						
	CZARNIECKA Anna	23.775				23.775	(17)
	JASINSKA Marta		22.950			22.950	(25)
	Total	23.775 (9)	22.950 (11)			46.725	
11	GEO - Georgia						
	GATHENADZE Medea	23.150				23.150	(22)
	BURDILADZE Salome		22.900			22.900	(26)
	Total	23.150 (10)	22.900 (13)			46.050	
12	ROU - Romania						
	DOHOTARIU Hermina	22.775				22.775	(31)
	BACIU F.		23.250			23.250	(21)
	Total	22.775 (13)	23.250 (10)			46.025	
13	GRE - Greece						
	LOUKAGOU Evdokia		23.550			23.550	(19)
	ALEVROGIANNI Kyriaki	22.350				22.350	(37)
	Total	22.350 (16)	23.550 (8)			45.900	
14	EST - Estonia						
	JEROGINA Karina	22.750				22.750	(32)
	SIIMON Mari Liis		22.900			22.900	(27)
	Total	22.750 (14)	22.900 (13)			45.650	
15	AUT - Austria						
	BREUSS Michelle		22.650			22.650	(33)
	RUPRECHT Anna	22.850				22.850	(28)
	Total	22.850 (11)	22.650 (16)			45.500	
16	CYP - Cyprus						
	TRIKOMITOU Polyvia	22.575				22.575	(34)
	MALAKTOU Christina		22.450			22.450	(35)
	Total	22.575 (15)	22.450 (17)			45.025	

BREMEN (GER) - 16th - 18th April 2010

**TEAM DETAILED INTERMEDIATE RESULTS AFTER DAY 1
JUNIORS TEAMS COMPETITIONS AND QUALIFICATION FOR COMPETITION 3**





FRI 16 APR 2010 - 12:00

Rank	NOC Name					Total	Ind. Rank
17	TUR - Turkey						
	KUSEM Zeynep	22.150				22.150	(42)
	GEDIZSENER Elifnaz		22.825			22.825	(30)
	Total	22.150 (18)	22.825 (15)			44.975	
18	FIN - Finland						
	LINNA Iina		22.300			22.300	(39)
	RANTSI Kati	22.150				22.150	(41)
	Total	22.150 (18)	22.300 (19)			44.450	
19	SLO - Slovenia						
	KRAGULJ Sara		22.950			22.950	(23)
	BOGDANIC Katja	21.400				21.400	(54)
	Total	21.400 (25)	22.950 (11)			44.350	
20	CZE - Czech Republic						
	JOUGLICKOVA Barbora		22.225			22.225	(40)
	ZAKOVA Blanka	21.950				21.950	(44)
	Total	21.950 (20)	22.225 (20)			44.175	
21	LAT - Latvia						
	JANUSA Natalija	21.650				21.650	(49)
	NIKULENKOVA J.		21.925			21.925	(45)
	Total	21.650 (22)	21.925 (22)			43.575	
22	HUN - Hungary						
	SZOLNOKI Nikoletta	21.800				21.800	(46)
	BOLDIZSAR Blanka		21.600			21.600	(50)
	Total	21.800 (21)	21.600 (25)			43.400	
23	LTU - Lithuania						
	SERNIUTE Neda	21.200				21.200	(57)
	PAULAUSKYTE Gabija		22.100			22.100	(43)
	Total	21.200 (27)	22.100 (21)			43.300	
24	SWE - Sweden						
	JOHANSSON Anastassia	21.575				21.575	(51)
	LOSVIK Isabella		21.700			21.700	(47)
	Total	21.575 (23)	21.700 (23)			43.275	

BREMEN (GER) - 16th - 18th April 2010

**TEAM DETAILED INTERMEDIATE RESULTS AFTER DAY 1
JUNIORS TEAMS COMPETITIONS AND QUALIFICATION FOR COMPETITION 3**

FRI 16 APR 2010 - 12:00

Rank	NOC Name					Total	Ind. Rank
25	CRO - Croatia						
	SEKOVANIC Mirjana		21.250			21.250	(56)
	ZAVRSKI Petra	21.550				21.550	(52)
	Total	21.550 (24)	21.250 (29)			42.800	
26	SVK - Slovakia						
	OKALIOVA Natalia		21.650			21.650	(48)
	SELECKA Lucia	21.125				21.125	(58)
	Total	21.125 (28)	21.650 (24)			42.775	
27	GBR - Great Britain						
	STEWART Amy	21.250	21.525			42.775	(1)
	Total	21.250 (26)	21.525 (26)			42.775	
28	BEL - Belgium						
	EVRARD Nina	22.350				22.350	(38)
	MOGENSEN Tess		20.125			20.125	(60)
	Total	22.350 (16)	20.125 (30)			42.475	
29	POR - Portugal						
	VASCONCELOS Ana Rita	20.550				20.550	(59)
	DA SILVA GONCALVES		21.300			21.300	(55)
	Total	20.550 (29)	21.300 (28)			41.850	
30	NOR - Norway						
	HEDGES Hanna Øye		21.475			21.475	(53)
	HOLTE Emilie	20.075				20.075	(61)
	Total	20.075 (30)	21.475 (27)			41.550	
31	ARM - Armenia						
	ISRAYELIAN Meri	18.900				18.900	(62)
	ISRAYELIAN Sona		18.200			18.200	(63)
	Total	18.900 (31)	18.200 (31)			37.100	
32	AND - Andorra						
	PALLARES QUINN Fiona	17.550	16.950			34.500	(2)
	Total	17.550 (32)	16.950 (32)			34.500	

Legend:



Rope



Hoop



Ball



Clubs