

BREMEN (GER) - 16th - 18th April 2010

TEAM DETAILED RESULTS
JUNIORS TEAMS COMPETITIONS AND QUALIFICATION FOR COMPETITION 3

SAT 17 APR 2010 - 17:48

Rank	NOC Name					Total	Ind. Rank
1	RUS - Russia						
	MERKULOVA Alexandra	26.100		26.700		52.800	(1)
	TKACHENKO Valeria		24.850		25.350	50.200	(5)
	Total	26.100 (1)	24.850 (3)	26.700 (1)	25.350 (1)	103.000	
2	BLR - Belarus						
	LESHCHYK Nataliya		26.025	26.450		52.475	(2)
	CHAROPA Arina	25.500			24.975	50.475	(4)
	Total	25.500 (2)	26.025 (1)	26.450 (2)	24.975 (2)	102.950	
3	GER - Germany						
	BEREZKO-MARGGRANDER		25.500	26.000		51.500	(3)
	JUNG Laura	23.900			23.775	47.675	(13)
	Total	23.900 (8)	25.500 (2)	26.000 (3)	23.775 (8)	99.175	
4	BUL - Bulgaria						
	KISSE Anastasiya	24.750		25.050		49.800	(7)
	BOTSEVA Dilyana		23.850		24.200	48.050	(9)
	Total	24.750 (4)	23.850 (6)	25.050 (5)	24.200 (5)	97.850	
5	AZE - Azerbaijan						
	MUSTAFAYEVA Aysha	24.100				24.100	(42)
	YUSIFOVA Lala		24.550	25.500		50.050	(6)
	GARATOVA Zhala				23.625	23.625	(44)
Total	24.100 (7)	24.550 (4)	25.500 (4)	23.625 (9)	97.775		
6	UKR - Ukraine						
	SHYNKARENKO V.	25.175		22.750		47.925	(10)
	GRIDASOVA Oleksandra				24.325	24.325	(39)
	GOMON Yevgeniya		23.700			23.700	(43)
Total	25.175 (3)	23.700 (7)	22.750 (15)	24.325 (4)	95.950		
7	ITA - Italy						
	BERTOLINI Veronica			24.200		24.200	(40)
	DI BATTISTA Chiara	24.250			23.600	47.850	(12)
	PALA Giulia		23.450			23.450	(45)
Total	24.250 (6)	23.450 (9)	24.200 (6)	23.600 (11)	95.500		





26th EUROPEAN RHYTHMIC GYMNASTICS CHAMPIONSHIPS



BREMEN (GER) - 16th - 18th April 2010

TEAM DETAILED RESULTS JUNIORS TEAMS COMPETITIONS AND QUALIFICATION FOR COMPETITION 3





SAT 17 APR 2010 - 17:48

Rank	NOC Name					Total	Ind. Rank
8	ISR - Israel						
	VEINBERG FILANOVSKY	24.700			24.575	49.275	(8)
	MARDER Victoria			22.650		22.650	(56)
	NEHMI Grace		22.375			22.375	(63)
	Total	24.700 (5)	22.375 (18)	22.650 (16)	24.575 (3)	94.300	
9	GRE - Greece						
	LOUKAGOU Evdokia		23.550	23.800		47.350	(15)
	ALEVROGIANNI Kyriaki	22.350				22.350	(64)
	KYRIAZI Alexia				24.150	24.150	(41)
	Total	22.350 (16)	23.550 (8)	23.800 (7)	24.150 (6)	93.850	
10	POL - Poland						
	CZARNIECKA Anna	23.775			23.800	47.575	(14)
	MAJEROWSKA Maja			23.050		23.050	(49)
	JASINSKA Marta		22.950			22.950	(50)
	Total	23.775 (9)	22.950 (11)	23.050 (10)	23.800 (7)	93.575	
11	ESP - Spain						
	ONOPKO Eugenia		24.300		23.625	47.925	(11)
	POZO CHAMORRO Andrea	22.850		22.600		45.450	(20)
	Total	22.850 (11)	24.300 (5)	22.600 (17)	23.625 (9)	93.375	
12	ROU - Romania						
	VALEANU Diana			23.750	22.550	46.300	(16)
	DOHOTARIU Hermina	22.775				22.775	(55)
	BACIU F.		23.250			23.250	(47)
	Total	22.775 (13)	23.250 (10)	23.750 (8)	22.550 (14)	92.325	
13	GEO - Georgia						
	GATHENADZE Medea	23.150				23.150	(48)
	BURDILADZE Salome		22.900			22.900	(52)
	OVAKIMYAN Liana				22.500	22.500	(61)
	PHAJAVA Salome			22.300		22.300	(66)
	Total	23.150 (10)	22.900 (13)	22.300 (22)	22.500 (15)	90.850	
14	CYP - Cyprus						
	TRIKOMITOU Polyvia	22.575			23.175	45.750	(18)
	MALAKTOU Christina		22.450			22.450	(62)
	CHRISTODOULIDOU T.			22.600		22.600	(59)
	Total	22.575 (15)	22.450 (17)	22.600 (17)	23.175 (12)	90.800	

BREMEN (GER) - 16th - 18th April 2010

TEAM DETAILED RESULTS
JUNIORS TEAMS COMPETITIONS AND QUALIFICATION FOR COMPETITION 3

SAT 17 APR 2010 - 17:48

Rank	NOC Name					Total	Ind. Rank
15	AUT - Austria						
	BREUSS Michelle		22.650		22.325	44.975	(22)
	RUPRECHT Anna	22.850				22.850	(53)
	NAIS Lisa			22.600		22.600	(58)
	Total	22.850 (11)	22.650 (16)	22.600 (17)	22.325 (16)	90.425	
16	FIN - Finland						
	TIKKANEN Jouki			22.800		22.800	(54)
	KONTKANEN Meri				22.625	22.625	(57)
	LINNA Iina		22.300			22.300	(65)
	RANTSI Kati	22.150				22.150	(70)
	Total	22.150 (18)	22.300 (19)	22.800 (14)	22.625 (13)	89.875	
17	CZE - Czech Republic						
	JOUGLICKOVA Barbora		22.225			22.225	(67)
	SEBKOVA Anna			23.300		23.300	(46)
	VAGNEROVA Anna				22.125	22.125	(71)
	ZAKOVA Blanka	21.950				21.950	(75)
	Total	21.950 (20)	22.225 (20)	23.300 (9)	22.125 (20)	89.600	
18	EST - Estonia						
	JEROGINA Karina	22.750		21.850		44.600	(24)
	SIIMON Mari Liis		22.900		21.975	44.875	(23)
	Total	22.750 (14)	22.900 (13)	21.850 (27)	21.975 (21)	89.475	
19	SLO - Slovenia						
	KRAGULJ Sara		22.950	23.000		45.950	(17)
	BOGDANIC Katja	21.400				21.400	(82)
	HARACIC Emina				21.325	21.325	(83)
	Total	21.400 (25)	22.950 (11)	23.000 (11)	21.325 (28)	88.675	
20	HUN - Hungary						
	SZOLNOKI Nikoletta	21.800			22.225	44.025	(28)
	HERNESZ Bernadett			22.900		22.900	(51)
	BOLDIZSAR Blanka		21.600			21.600	(79)
	Total	21.800 (21)	21.600 (25)	22.900 (12)	22.225 (19)	88.525	
21	TUR - Turkey						
	KUSEM Zeynep	22.150		22.250		44.400	(25)
	GEDIZSENER Elifnaz		22.825		20.625	43.450	(32)
	Total	22.150 (18)	22.825 (15)	22.250 (23)	20.625 (30)	87.850	

BREMEN (GER) - 16th - 18th April 2010

TEAM DETAILED RESULTS
JUNIORS TEAMS COMPETITIONS AND QUALIFICATION FOR COMPETITION 3


SAT 17 APR 2010 - 17:48

Rank	NOC Name					Total	Ind. Rank
22	LAT - Latvia						
	JANUSA Natalija	21.650		22.100		43.750	(30)
	YEVSEYENKO Y.				21.975	21.975	(73)
	NIKULENKOVA J.		21.925			21.925	(76)
	Total	21.650 (22)	21.925 (22)	22.100 (26)	21.975 (21)	87.650	
23	LTU - Lithuania						
	SERNIUTE Neda	21.200				21.200	(85)
	PAULAUSKYTE Gabija		22.100			22.100	(72)
	KUDZMANAITE Modesta			22.200		22.200	(68)
	GNEZDILOVA Ana				21.950	21.950	(74)
	Total	21.200 (27)	22.100 (21)	22.200 (24)	21.950 (23)	87.450	
24	SWE - Sweden						
	JOHANSSON Anastassia	21.575			22.300	43.875	(29)
	LOSVIK Isabella		21.700	21.750		43.450	(31)
	Total	21.575 (23)	21.700 (23)	21.750 (29)	22.300 (17)	87.325	
25	BEL - Belgium						
	EVRARD Nina	22.350		22.850		45.200	(21)
	MOGENSEN Tess		20.125			20.125	(88)
	DE GRAEVE Helena				21.700	21.700	(78)
	Total	22.350 (16)	20.125 (30)	22.850 (13)	21.700 (26)	87.025	
26	SVK - Slovakia						
	OKALIOVA Natalia		21.650	22.450		44.100	(27)
	SELECKA Lucia	21.125				21.125	(86)
	KILIANOVA Xenia				21.725	21.725	(77)
	Total	21.125 (28)	21.650 (24)	22.450 (21)	21.725 (25)	86.950	
27	CRO - Croatia						
	SEKOVANIC Mirjana		21.250		21.750	43.000	(33)
	MILENKOVIC Elena			22.150		22.150	(69)
	ZAVRSKI Petra	21.550				21.550	(81)
	Total	21.550 (24)	21.250 (29)	22.150 (25)	21.750 (24)	86.700	

BREMEN (GER) - 16th - 18th April 2010

TEAM DETAILED RESULTS
JUNIORS TEAMS COMPETITIONS AND QUALIFICATION FOR COMPETITION 3

SAT 17 APR 2010 - 17:48

Rank	NOC Name					Total	Ind. Rank
28	POR - Portugal						
	VASCONCELOS Ana Rita	20.550				20.550	(87)
	GRACA HENRIQUES C.				21.600	21.600	(80)
	COELHO Carolina			22.500		22.500	(60)
	DA SILVA GONCALVES		21.300			21.300	(84)
	Total	20.550 (29)	21.300 (28)	22.500 (20)	21.600 (27)	85.950	
29	GBR - Great Britain						
	HALFORD Laura			21.700	20.700	42.400	(35)
	STEWART Amy	21.250	21.525			42.775	(34)
	Total	21.250 (26)	21.525 (26)	21.700 (30)	20.700 (29)	85.175	
30	NOR - Norway						
	JANSEN Eline Minge				20.000	20.000	(90)
	HEDGES Hanna Øye		21.475	20.600		42.075	(36)
	HOLTE Emilie	20.075				20.075	(89)
	Total	20.075 (30)	21.475 (27)	20.600 (31)	20.000 (31)	82.150	
31	ARM - Armenia						
	HARUTYUNYAN Lilit			21.850	22.300	44.150	(26)
	ISRAYELIAN Meri	18.900				18.900	(91)
	ISRAYELIAN Sona		18.200			18.200	(92)
	Total	18.900 (31)	18.200 (31)	21.850 (27)	22.300 (17)	81.250	
32	AND - Andorra						
	PALLARES QUINN Fiona	17.550	16.950			34.500	(38)
	FERRIZ GRACIA C.			17.700	17.900	35.600	(37)
	Total	17.550 (32)	16.950 (32)	17.700 (32)	17.900 (32)	70.100	

Legend:



Rope



Hoop



Ball



Clubs